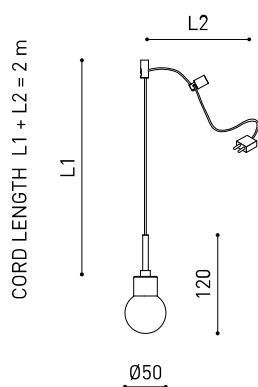




Dimensions



Accessories



FANCY SHAPE BASE
(MANDATORY)



CORD ACCESSORY

Awards



reddot winner 2021
lighting design



Bronze Delta
ADI Awards 2022



PRODUCT
DESIGN
AWARDS
2022

PRODUCT

Name	ALASKA FANCY SHAPE 2M 2700K N
Reference	A4180000N
Color	Black - Other colours, please consult
RAL	Colour in the mass looks alike RAL 9005
Category	CUSTOM SYSTEMS

LIGHT SOURCE

Type	LED
Gross luminous flux	475 lm
Colour temperature	2700 K - Other K, please consult
Chromatic stability	MacAdam Step 2
Colour Rendering Index	CRI>90
Power	4,5 W
Current	500 mA
Efficacy	106 lm/W
LED lifespan	L90B10 >55.000h
Energy efficiency class	F

LIGHTING FIXTURE | PHOTOMETRIC DATA

Lighting efficiency	30%
Light beam angle	21°

LIGHTING FIXTURE | ELECTRICAL DATA

Driver	Excluded
Power values of the system	4,5 W
Dimming	No Dim / DALI - Other DIM, please consult
Electrical insulation class	II

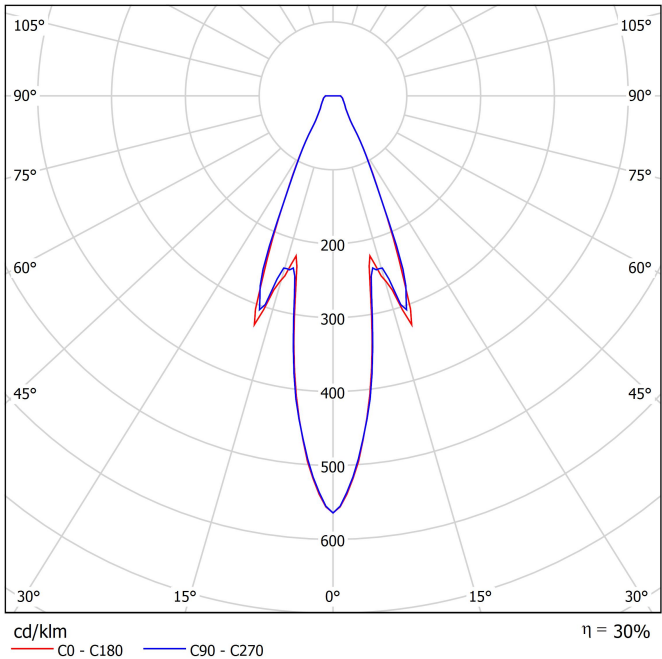
OTHER DATA

Sealing	IP20
Wireless control	Please Consult
Cord length	Max. 2 m
Fast adjustment tensioner	Yes
Weight	325 g
Packaged weight	445 g
Packaging dimensions	210 x 178 x 87 mm
Units per package	1
Materials	Aluminium / Optical Glass

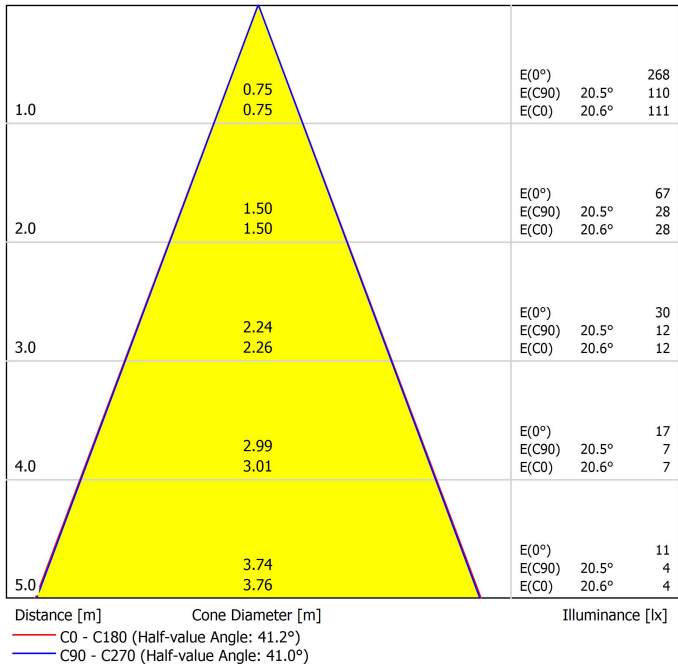


Alaska Fancy Shape is the contemporary reinterpretation of the technology and design of the classical incandescent filament light bulb. Fancy Shape is a system that enables architects to configure and distribute the space's lighting with complete freedom, creating patterns and designs using a single light source with a surface-mounted base.

Polar diagram



Conical diagram



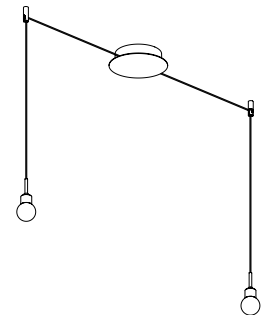
Fancy Shape base

ARKOSLIGHT

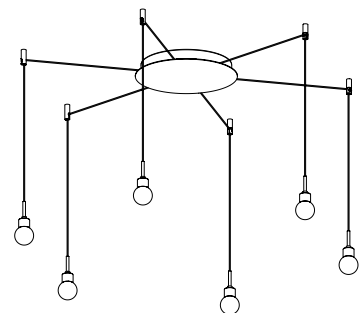
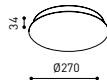
MANDATORY FOR INSTALLATION



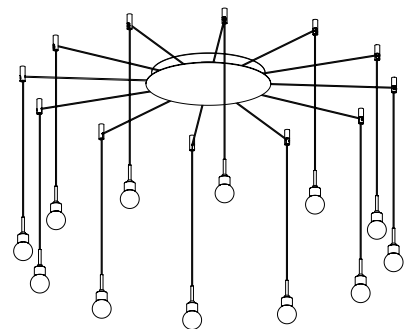
FANCY SHAPE BASE 2 500 mA	1 to 2 lamps	NO DIM	A417-01-11	WT	NT
		DALI	A417-01-12	WT	NT
220 240 V~			2 Equidistant Fixing Points		



FANCY SHAPE BASE 6 500 mA	3 to 6 lamps	NO DIM	A417-01-31	WT	NT
		DALI	A417-01-32	WT	NT
220 240 V~			6 Equidistant Fixing Points		



FANCY SHAPE BASE 12 500 mA	7 to 12 lamps	NO DIM	A417-01-51	WT	NT
		DALI	A417-01-52	WT	NT
220 240 V~			12 Equidistant Fixing Points		



NT



WT

ATTENTION

Fancy Shape Base NT: Base and Cap in Black.

Fancy Shape Base WT: Black Base and White Cap.

Luminaire Cable: Black in all finishes.



Model	Cord Accessory
Reference	0223-00-00 N
Colour	N ■ RAL9005
Category	Accessories

PRODUCT

Cord Accessory

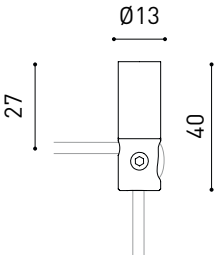
0223-00-00 | N |

N ■ RAL9005

Accessories

Included 1 unit x lamp

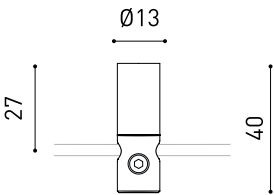
Dimmensional drawing





		PRODUCT
Model		Cord Accessory One Plane
Reference		0224-00-00 N
Colour		N ■ RAL9005
Category		Accessories

Dimmensional drawing





Fuente de luz (LED) reemplazable por un profesional autorizado

Replaceable (LED only) light source by an authorized professional.

Source lumineuse (LED) remplaçable par un professionnel agréé

Sorgente luminosa (LED) sostituibile da parte di un professionista autorizzato

Austauschbare (LED) Lichtquelle durch einen autorisierten Fachmann



Equipo de control reemplazable por un profesional autorizado

Replaceable control gear by an authorized professional

Dispositif de commande remplaçable par un professionnel agréé

Alimentatore sostituibile da parte di un professionista autorizzato

Auswechselbares Betriebsgerät durch autorisierten Fachmann

Instrucciones para el final de vida y la eliminación de los componentes:

Instructions on end-of-life and component disposal:

Instructions pour la gestion des composants en fin de vie et leur mise au rebut :

Istruzioni per il fine vita e lo smaltimento dei componenti:

Anweisungen zur entsorgung der Leuchtenkomponenten:



Interrumpir la alimentación del aparato
Cut the power supply to the luminaire
Couper l'alimentation du luminaire
Interrompere l'alimentazione dell'apparecchio
Stromversorgung der Leuchte unterbrechen



Quitar la(s) fuente(s) de luz para el desecho
Remove light source(s) for disposal
Retirer la (les) source(s) lumineuse(s) pour l'élimination
Rimuovere la/le sorgente/e di luce per lo smaltimento
Lichtquelle(n) zur Entsorgung entfernen



Quitar la batería para el desecho
Remove the battery for decommissioning
Retirer la batterie pour sa mise au rebut
Rimuovere la batteria per la dismissione
Die Batterie ordnungsgemäß entsorgen



Quitar el equipo de control para el desecho
Remove control gear for disposal
Retirer le dispositif de commande pour l'élimination
Rimuovere l'alimentatore per lo smaltimento
Betriebsgerät zur Entsorgung ausbauen

Enviar los materiales a un centro de recogida RAEE
Send the materials to a WEEE collection centre
Envoyer les matériaux dans une déchetterie DEEE
Inviare i materiali ad un centro di raccolta RAEE
Die Materialien in einem WEEE-Zentrum entsorgen

